

## Step-by-step guide for dismantling a Wine Society 12-bottle box for recycling

### Step one:

Open your Wine Society box.



### Step two:

Remove the two divider inserts.



### Step three:

Lift the two central partitions and push them to the sides.




**Step four:**

Turn the box over and remove any tape from the bottom.





**Step five:**

Fully open the bottom of the box by lifting either side of the central divide.



**Step six:**

Pull through the central partitions.



**Step seven:**

Flatten the box ready for recycling.

